



> PORTABASE[®]
Counterbalance
Trailer Hitch

The **PORTABASE** Counterbalance Trailer Hitch is a portable system which can be easily broken down for transportation. The product is quick and easy to set up with no tools required.

The system is compatible with the **TDAVIT** and **PORTADAVIT** QUANTUM providing maximum flexibility where the installation or use of a fixed socket is not possible. This system has been designed to attach to a vehicle with a tow bar such as a Van or Truck. When in use with our Davits, it can be used for lifting goods up to 450kg as well as providing access and egress for confined space tasks.

Key features

- EN795:2012 Certified
- Can support goods and personnel lifting;
 - Goods WLL of up to 450kg
 - Personnel WLL of up to 225kg
- Breaks down in to 6 components for ease of transportation and stowage
- Incredibly lightweight structure with full system weighing 45kg
- Designed for ease of assembly using pins, with no bolted sections or the need for tools
- Levelling feet designed to support the system to function correctly on uneven ground
- Integrated swivel castors, as standard
- Compatible with the use of **TDAVIT** and **PORTADAVIT** QUANTUM
- Easy connection to a van or truck weighing 2000kg
- Can be connected parallel or perpendicular to the vehicle
- Clean, anodised finish for increased corrosion resistance
- Engineered designs and bespoke sections reduce weight, providing lightweight portability

Configurations

If you have already own a **PORTABASE** Counterbalance, the Trailer Hitch Connector can be bought separately [please contact REID for further information].



**450KG
WLL**



**1 PERSON
ASSEMBLY**



**6 COMPONENTS
AT 45KG**



**EN795
CERTIFIED**

Features & Performance

COUNTERBALANCE TRAILER HITCH

Accreditations, Certifications & Standards

EN795:2012	✓
ANSI Z359.18-17	✓
ATEX Certified [Zone 2]	Optional
IRATA	✓

Capacity

Maximum Goods Lifting [kg]	450
Maximum Personnel Lifting [kg]	225
Fall Arrest [Persons]	1
Maximum Radius [mm]	1200

Dimensions

Minimum Base Width [mm]	2320
Maximum Base Width [mm]	2720
Minimum Base Height [mm]	240
Maximum Base Height [mm]	332
Overall Length [mm]	2620

Compatible Products

Porta Davit Quantum [Restricted]	✓
Porta Davit Quantum [1]	✓
Porta Davit Quantum [2]	x
T Davit [Shackled]	✓
T Davit [Winched]	✓
T Davit [Double Winched]	✓

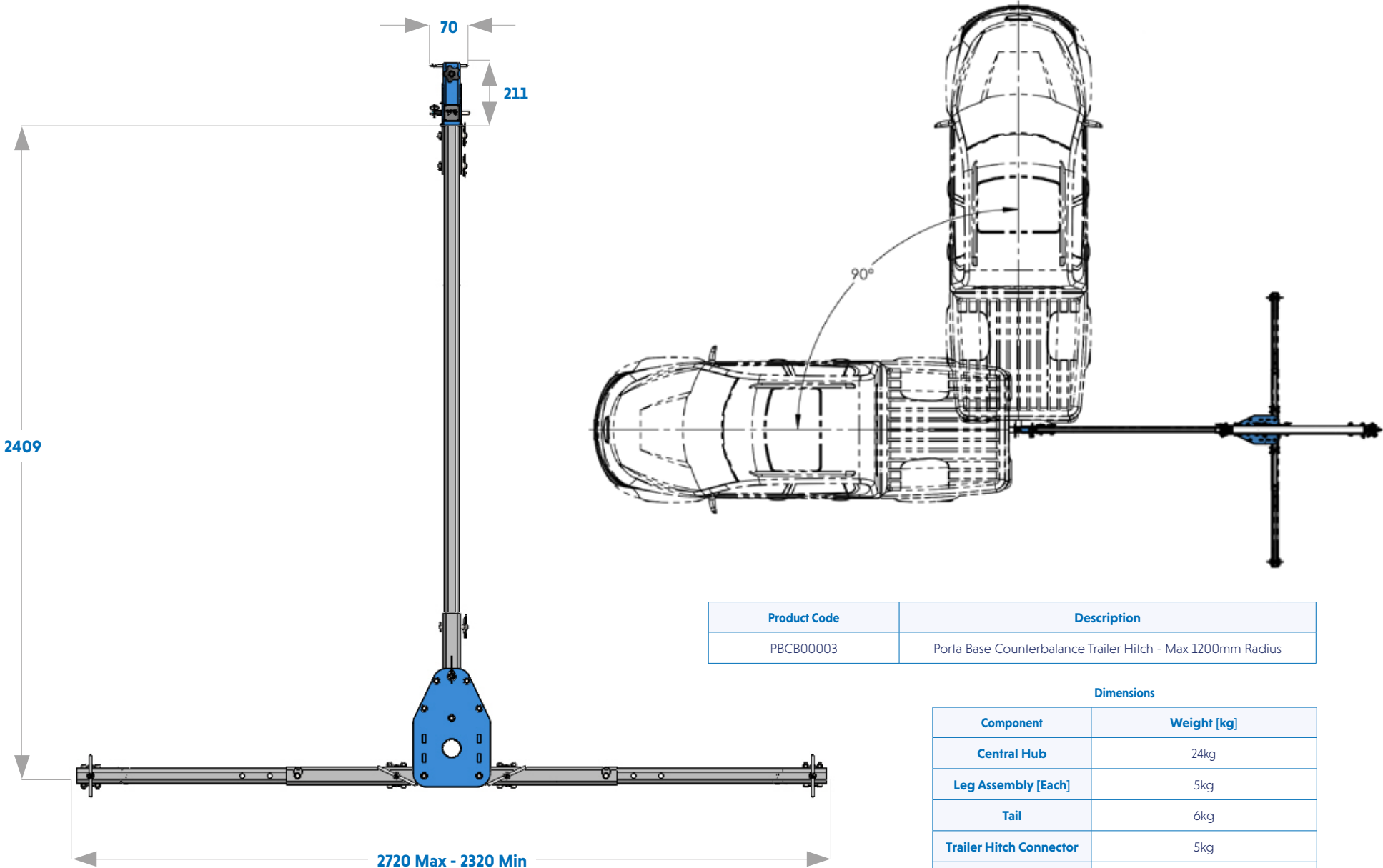
Features

Levelling Feet	✓
Individual Component Weight < 25kg	✓
No Tools Required	✓
Swivel Castors	✓

Finishes

Anodised / Powder Coated	✓
316SS Fixings	Optional
Marine Spec	Optional

PORTABASE® Counterbalance Trailer Hitch

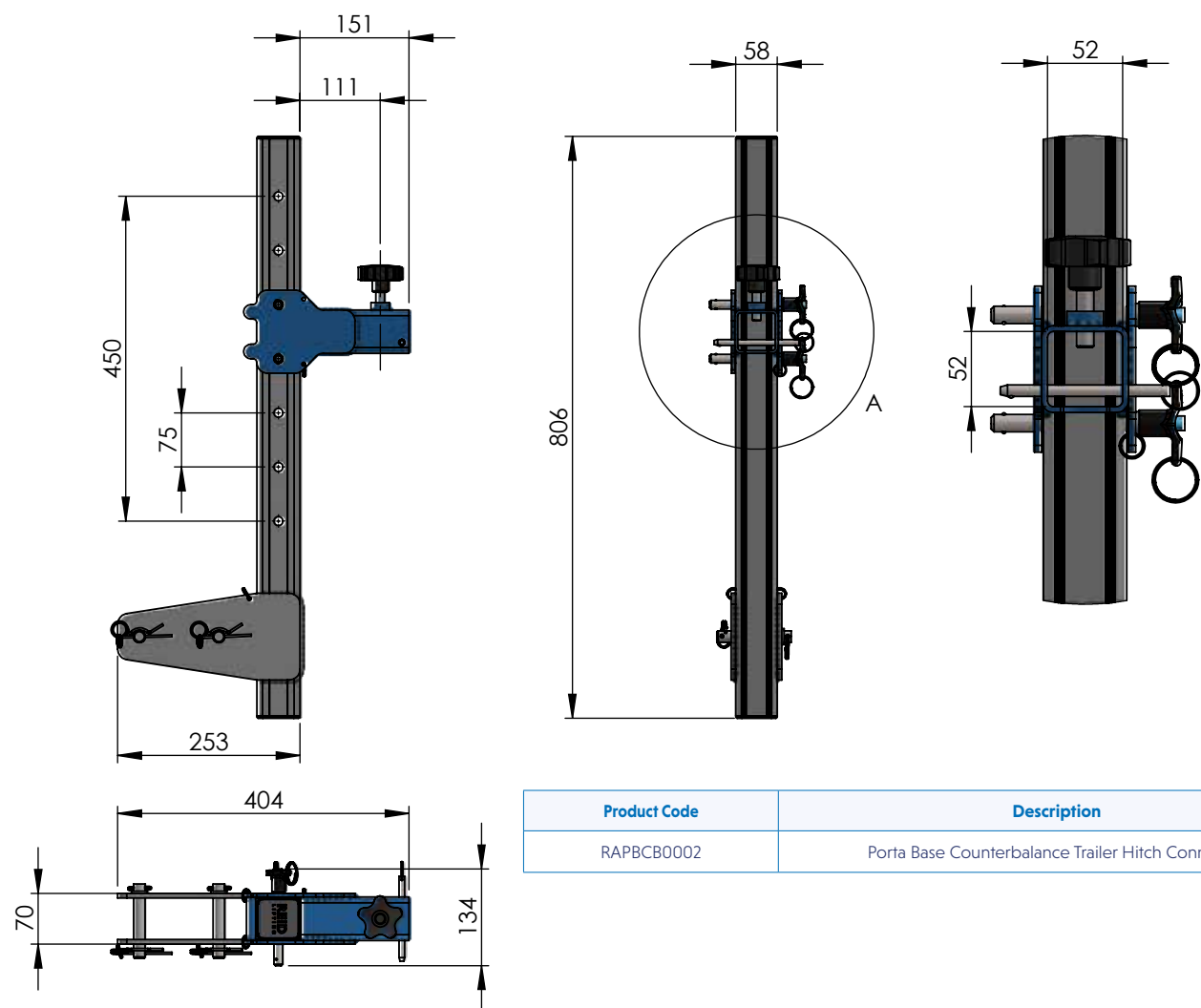


Product Code	Description
PBCB00003	Porta Base Counterbalance Trailer Hitch - Max 1200mm Radius

Dimensions	
Component	Weight [kg]
Central Hub	24kg
Leg Assembly [Each]	5kg
Tail	6kg
Trailer Hitch Connector	5kg
Total Weight	45kg


PORTABASE® Counterbalance Trailer Hitch Connector

PBCTH/DS/EN/V2/09/2021



Product Code	Description
RAPBCB0002	Porta Base Counterbalance Trailer Hitch Connector

All information herein is copyright protected by REID Lifting Ltd. All company and product names are Trade Mark and Trade Name protected and all REID Product IPR is protected under Patents, Patents Pending and/or Design Rights.

 Printed using environment friendly processes and materials.