

Yale *CPV*

Electric chain hoist



APPLICATION ORIENTED PRODUCTS FOR OPTIMAL USE

THE EXTENDED CPV SERIES

The electric chain hoist model CPV combines modern design and technical innovation. The robust construction makes the hoist suitable for a variety of applications. The integrated limit switch for the highest and lowest hook position considerably extends the lifetime of the friction clutch, motor and gearbox.

MADE IN GERMANY

The electric chain hoists CPV series are developed, produced, assembled and tested by Columbus McKinnon in Wuppertal, Germany. Each device is tested with the rated capacity as well as the overload protection is adjusted. The order in-take, processing, hoist assembly and shipment are optimized for a rapid delivery. Columbus McKinnon offer a quick supply of wear and spare parts.

YALE PRODUCT FAMILY

The Yale powered hoists range offers along the CPV hoist range also the CPE electric chain hoist series, which CMCO has been producing at the same factory for decades. The CPE series provides load capacities from 1.6t up to 10t and is characterized in particular by the extremely robust cast iron housing and a long service life.



The image shows the electric chain hoist CPE, produced by Yale in Germany since 1994.





COMPLETE SERIES CPV

CAPACITIES
125-5000 KG

WITH

SUSPENSION LUG
AS STANDARD,

SUSPENSION HOOK
AS AN OPTION,

PUSH, GEARED OR
ELECTRIC TROLLEY

Yale CPV

The electric chain hoist series CPV combines modern design and technical innovation. The robust construction makes the hoist a versatile tool for various professional applications, and offers the proven performance at much more compact dimensions. The service-friendly modular structure design enables an easy access to all critical parts for time-saving maintenance and periodic inspections.

CAPACITIES 125 - 5000 KG

BENEFITS & FEATURES

SAFETY AND WARRANTY

The solid structure of the hoist and the selected quality of the critical units such as gearboxes, brake, motor, slip clutch and controls enable safe operation of the hoist throughout its service life. The periodic inspections and maintenance are simple as all critical parts are easily accessible. Yale grants 2 year warranty (excluding wear parts) and a lifetime lubricated gearbox.

CONTROLS

The hoists series CPV are equipped with the low voltage control 42V as standard. This low voltage combined with the IP 65 protected pendant provides more operational safety. The hoist features also a main contactor which cuts the voltage supply as soon as the emergency stop is activated.

OVERLOAD PROTECTION

All CPV hoists are also protected against overload by means of a slip clutch. The clutch protects from overloading not only the hoist, but also the chain, hooks, bearing construction and cranes, attached slings and lifting accessories. The slip clutch is designed to guarantee a permanent connection between the load and the brake to meet higher safety requirements.

CUSTOMER-ORIENTED

Many options offer application possibilities to meet various requirements, like

- For out-door use.
- For long lifting heights.
- For persons under static loads.

For more information see pages 10-11.

BRAKE

The electromagnetic spring pressure brake is maintenance-free and features a pre-set gap. It is easily accessible to inspect the gap during the periodic maintenance. It is normally-closed with the braking force applied by the pressure springs and holds the load safely even in the event of a power failure.

POWERED MOVEMENT AND LIMIT SWITCHES

The hoist comes with a fine-tolerated case-hardened round steel chain in the length as specified in the client's order. A smooth run of the chain is ensured by the chain guide. The limit switches are located at the chain guide and activate as soon as the hook reaches its highest or lowest position. The activation occurs when the rubber buffers, placed at the hook and at the chain end stop, trip the limit switches.

SUSPENSIONS

CMCO offers different Yale types of suspensions. The suspension lug ensures compact low headroom and easy integration in closed-eye constructions. The top hook is a more universal suspension for various places of use. Adapter suspensions for light crane systems or special customized adapters are also available. The most common suspension is, however, the hoist integrated with push, geared or electric trolley.

“QUICK DELIVERY” PROGRAMME

The frequently requested lifting capacities and lift heights are ready stocked to be delivered on urgent customer orders within 24 hours.

For more information see page 10.






CHAIN GUIDE

The 5-pocket load sprocket, all-steel chain guide, micro switches and service-friendly cable routing.



OPTIMAL CABLE ROUTING

4 thread holes on the body side, to mount e.g. counter weights, radio controls etc.



LOW VOLTAGE CONTROL

The 42 V low voltage control is a PCB or manually wired (with CPVF 25-8/50-4 on the image).



LIMIT SWITCHES AS STANDARD

End limit switches are bronze studs in the lower chain guide, which activate the well-protected micro-switches.

FEATURES AND FINISH

STANDARD FEATURES

- Increased operating safety through 42V control voltage (low voltage control) and the main contactor.
- The integrated limit switch for the highest and lowest hook position considerably extends the service life of the slip clutch, motor and gearbox.
- Overload protection (slip clutch) in all CPV hoists is outside force flow to meet higher safety requirements.
- Electromagnetic spring pressure brake holds the load safely even in the event of power failure.
- Suspensions as a lug, top hook, or an integrated trolley. A retro-fit to another type of suspension is possible.
- Any chain length (lifting height) as per customer order.
- Oil bath gearbox (or semifluid grease with CPV/CPVF 2-8/5-4, 2-4/5-2) with helical gearing for particularly smooth service and enhanced lifetime.
- All-steel chain guide.
- The chain guide of the smallest hoist CPV/CPVF 2-8/5-4, 2-4/5-2 is a thermoplastic (POM) chain guide that is integral with the housing.
- CPV series are protected up to IP 55.
- 2 year warranty (excluding wear parts) and a lifetime lubricated gearbox.

FURTHER STANDARDS

To meet further customer expectations, the Yale CPV is also available in other standard versions, e.g.

- "Quick Delivery" programme, see page 10
- CPV with direct control, see page 11

OPTIONS AND FEATURES FOR APPLICATIONS

see pages 10-11



STANDARD
The image shows the electric chain hoist **CPVF 5-8** with suspension lug.



MOTOR

The hoist features a ribbed aluminium motor housing in which the stator is pressed. The fan provides for a regular air movement along the ribs for better heat dissipation. The motor is IP 55 protected and has a sufficiently high duty cycle to prevent the motor from overheating even at longer lifting heights. Under the fan, there is the adjusting screw used to set the slip clutch (overload protection). Thus, to inspect the setting or to re-adjust the slip clutch is quick and easy.

TECHNICAL DATA

CPV/CPVF - 400 V, 3-PHASE, 50 HZ

Capacity kg	Model	Art.-No.	Number of chain falls	Chain dimensions d x p mm	Classification FEM/ISO	Lifting speed		Hoist motor kW	Motor rating ED %	Weight at standard lift (3 m) ¹		
						main lift m/min	fine lift m/min			suspension lug kg	push trolley ² kg	electric trolley ³ kg
125	CPV 2-8	192060164	1	4x12.2	3m/M6	8	-	0.37	75	17	26	31
125	CPVF 2-8	192060165	1	4x12.2	3m/M6	8	2	0.37/0.09	50/25	18	27	32
250	CPV 2-8	N06700562	1	4x12.2	1Am/M4	8	-	0.37	50	17	26	31
250	CPVF 2-8	N06700547	1	4x12.2	1Am/M4	8	2	0.37/0.09	33/17	18	27	32
250	CPVF 2-18	N06700479	1	5x15.1	1Am/M4	18	4.5	0.75/0.18	33/17	27	42	50
320	CPV 5-8	192060166	1	5x15.1	3m/M6	8	-	0.75	67	26	41	49
320	CPVF 5-8	192060167	1	5x15.1	3m/M6	8	2	0.75/0.18	45/22	27	42	50
500	CPV 5-4	N06700563	2	4x12.2	1Am/M4	4	-	0.37	50	20	29	34
500	CPVF 5-4	N06700548	2	4x12.2	1Am/M4	4	1	0.37/0.09	33/17	21	30	35
500	CPV 5-8	N06700617	1	5x15.1	1Am/M4	8	-	0.75	50	26	41	49
500	CPVF 5-8	N06700618	1	5x15.1	1Am/M4	8	2	0.75/0.18	33/17	27	42	50
500	CPVF 5-18	N06700481	1	7.1x20.5	1Am/M4	18	4.5	1.5/0.37	33/17	59	78	85
630	CPV 10-8	192060168	1	7.1x20.5	3m/M6	8	-	1.5	67	58	77	84
630	CPVF 10-8	192060169	1	7.1x20.5	3m/M6	8	2	1.5/0.37	45/22	59	78	85
1000	CPV 10-4	N06700619	2	5x15.1	1Am/M4	4	-	0.75	50	28	43	51
1000	CPVF 10-4	N06700620	2	5x15.1	1Am/M4	4	1	0.75/0.18	33/17	29	44	52
1000	CPV 10-8	N06700621	1	7.1x20.5	1Am/M4	8	-	1.5	50	58	77	84
1000	CPVF 10-8	N06700622	1	7.1x20.5	1Am/M4	8	2	1.5/0.37	33/17	59	78	85
1500	CPV 20-4	192060170	2	7.1x20.5	2m/M5	4	-	1.5	62	63	82	89
1500	CPVF 20-4	192060171	2	7.1x20.5	2m/M5	4	1	1.5/0.37	41/21	64	83	90
2000	CPV 20-4	N06700623	2	7.1x20.5	1Am/M4	4	-	1.5	50	63	82	89
2000	CPVF 20-4	N06700624	2	7.1x20.5	1Am/M4	4	1	1.5/0.37	33/17	64	83	90
2000	CPVF 25-8	192060172	1	11.3x31	1Am/M4	8	2	3.6/0.9	39/20	85	147	161
2500	CPVF 25-8	N06700607	1	11.3x31	1Am/M4	8	2	3.6/0.9	33/17	85	147	161
3200	CPVF 50-4	192060173	2	11.3x31	3m/M6	4	1	3.6/0.9	44/22	98	160	174
5000	CPVF 50-4	N06700608	2	11.3x31	1Am/M4	4	1	3.6/0.9	33/17	98	160	174

CPV - 230 V, 1-PHASE, 50 HZ

125	CPV 2-4	-	1	4x12.2	3m/M6	4	-	0.37	35
250	CPV 2-4	N06700593	1	4x12.2	1Bm/M3	4	-	0.37	25
500	CPV 5-2	N06700594	2	4x12.2	1Bm/M3	2	-	0.37	25
500	CPV 5-8	N06700205	1	5x15.1	1Bm/M3	8	-	1.0	25
1000	CPV 10-4	N06700206	2	5x15.1	1Bm/M3	4	-	1.0	25
1000	CPV 10-4/1	N06700207	1	7.1x20.5	1Bm/M3	4	-	0.75	25
2000	CPV 20-2	N06700208	2	7.1x20.5	1Bm/M3	2	-	0.75	25

¹ Other lifting heights on request. ² For trolleys type A and B: Additional weight for geared trolley (VTG): 2.5 kg

³ For electric trolley (VTE) with 2 speeds +2.0 kg

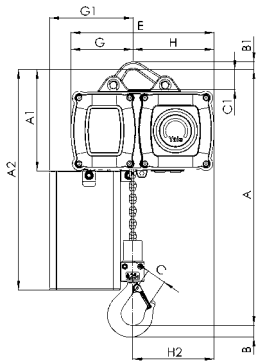
TROLLEY

Suitable for	All trolleys					Electric trolley	
	Capacity of the trolley kg	Size	Beam flange width b mm	Beam flange thickness t max. mm	Curve radius min. m	travel speed m/min at 50 Hz	motor kW at 50 Hz
CPV/CPVF 2-8/5-4, CPV2-4/5-2	500	A	58 - 180	19	0.9	11 or 18	0.09
CPV/CPVF 2-8/5-4, CPV2-4/5-2	500	B	180 - 300	19	0.9	11 or 18	0.09
CPV/CPVF 5-8/10-4, CPVF 2-18	1000	A	58 - 180	19	0.9	18 or 18/4.5	0.18 or 0.18/0.06
CPV/CPVF 5-8/10-4, CPVF 2-18	1000	B	180 - 300	19	0.9	18 or 18/4.5	0.18 or 0.18/0.06
CPV/CPVF 10-8/20-4, CPVF 5-18, CPV 10-4/1, 20-2	2000	A	58 - 180	19	1.15	18 or 18/4.5	0.18 or 0.18/0.06
CPV/CPVF 10-8/20-4, CPVF 5-18, CPV 10-4/1, 20-2	2000	B	180 - 300	19	1.15	18 or 18/4.5	0.18 or 0.18/0.06
CPVF 25-8/50-4	5000	A	98 - 180	27	2.0	11 or 11/2.8	0.37 or 0.3/0.09
CPVF 25-8/50-4	5000	B	180 - 300	27	1.8	11 or 11/2.8	0.37 or 0.3/0.09

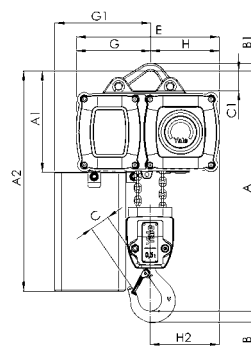
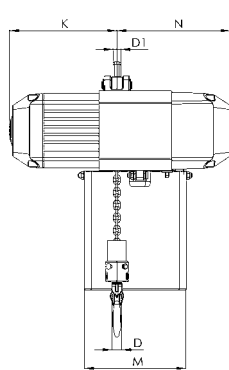
DIMENSIONS CPV/CPVF

Model	CPV/CPVF 2-8 CPV 2-4	CPV/CPVF 5-4 CPV 5-2	CPVF 2-18 CPV/CPVF 5-8	CPV/CPVF 10-4	CPVF 5-18 CPV/CPVF 10-8 CPV 10-4/1	CPV/CPVF 20-4 CPV 20-2	CPVF 25-8	CPVF 50-4
A, mm	327	363	357	430	431	528	514	658
A1, mm	163	163	196	196	234	234	288	288
A2 (size I), mm	343	343	476	476	564	564	580	580
A2 (size II), mm	413	413	526	526	644	644	764	764
A2 (size III), mm	483	483	606	606	734	734	854	854
A2 (size IV), mm	553	553	798	798	934	934	-	-
B, mm	23	23	22	29	29	37	37	37
B1, mm	12	12	15	15	20	20	33	33
C, mm	30	30	29	35	35	40	46	46
C1, mm	30	30	38	38	45	45	71	71
C2, mm	105	105	105	105	154	154	194	194
D, mm	16	16	15	21	21	26	35	35
D1, mm	12	12	15	15	15	15	25	25
E, mm	205	205	277	277	326	326	409	409
G, mm	106	126	120	144	140	173	179	179
G1 (size I), mm	124	124	142	166	175	208	264	264
G1 (size II), mm	124	124	162	186	175	208	264	264
G1 (size III), mm	124	124	162	186	175	208	265	265
G1 (size IV), mm	124	124	162	186	175	208	-	-
H, mm	99	79	157	133	186	154	230	230
H2, mm	92	72	158	158	186	186	230	180
K, mm	215	215	208	208	285	285	335	335
M (size I), mm	157	157	162	162	209	209	300	300
M (size II), mm	157	157	197	197	209	209	300	300
M (size III), mm	157	157	197	197	209	209	301	301
M (size IV), mm	157	157	197	197	209	209	-	-
N ¹ , mm	159	159	219	219	274	274	299	299

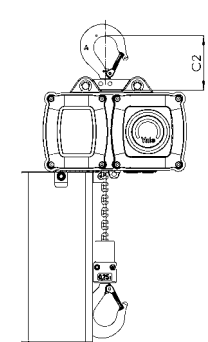
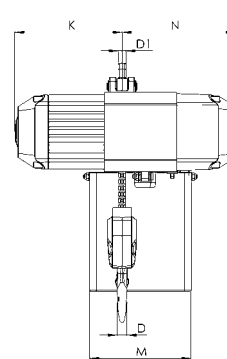
¹ for 230V, 1-phase, 50 Hz: ca. +35 mm



CPV/CPVF
with suspension lug, 125 - 2500 kg, single fall



CPV/CPVF
with suspension lug, 500 - 5000 kg, double fall



CPV/CPVF
with suspension hook,
125 - 2500 kg



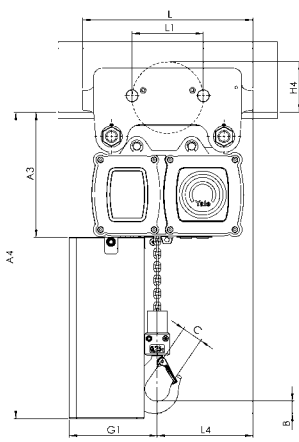
ELECTROMAGNETIC BRAKE

The braking torque is applied by the pressure springs and thus the brake is normally-closed, holding the load safely event in the event of power failure. As the brake is located inside the load force flow, the hoist meets higher safety requirements for applications like e.g. holding stationary loads above persons (see page 10).

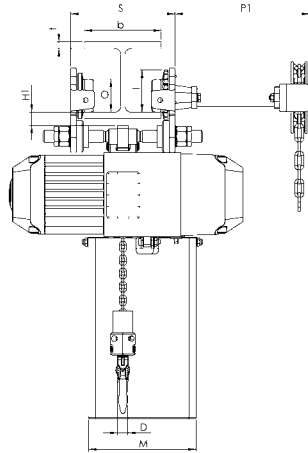
The brake is maintenance-free und must only undergo general function tests and a gap check during periodic inspections.

DIMENSIONS CPV/CPVF

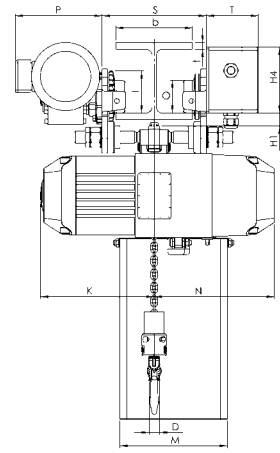
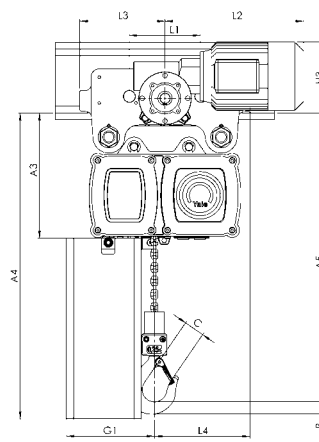
Model	CPV/CPVF 2-8 CPV 2-4	CPV/CPVF 5-4 CPV 5-2	CPVF 2-18 CPV/CPVF 5-8	CPV/CPVF 10-4	CPVF 5-18 CPV/CPVF 10-8 CPV 10-4/1	CPV/CPVF 20-4 CPV 20-2	CPVF 25-8	CPVF 50-4
A3, mm	199	199	228	228	263	263	339	339
A4 (size I), mm	379	379	508	508	593	593	631	631
A4 (size II), mm	449	449	558	558	673	673	815	815
A4 (size III), mm	519	519	638	638	768	768	905	905
A4 (size IV), mm	589	589	830	830	968	968	-	-
A5, mm	365	401	389	462	460	558	566	656
b, mm	A = 58 - 180 B = 180 - 300	A = 58 - 180 B = 180 - 300	A = 58 - 180 B = 180 - 300	A = 58 - 180 B = 180 - 300	A = 58 - 180 B = 180 - 300	A = 58 - 180 B = 180 - 300	A = 98 - 180 B = 180 - 300	A = 98 - 180 B = 180 - 300
H1, mm	25	25	24	24	23	23	30	30
H3, mm	113	113	129	129	129	129	178	178
H4 (VTG), mm	95	95	95	95	95	95	149	149
H4 (VTE), mm	142	142	142	142	142	142	121	121
I (push trolley), mm	72	72	72	72	96	96	142	142
I (geared trolley), mm	76	76	77	77	98	98	149	149
L (VTP/VTG), mm	310	310	310	310	360	360	525	525
L1, mm	130	130	130	130	150	150	209	209
L2 (VTE), mm	255	255	255	255	255	255	292	292
L2 (VTEF), mm	222	222	263	263	263	263	296	296
L3, mm	135	135	155	155	180	180	263	263
L4, mm	131	111	173	161	203	203	258	208
O, mm	60	60	60	60	80	80	125	125
P, mm	171	171	180	180	180	180	172	172
P1, mm	236	236	246	246	246	246	233	233
S, mm	b + 50	b + 50	b + 50	b + 50	b + 54	b + 54	b + 70	b + 70
T, mm	94	94	94	94	94	94	94	94
tmax., mm	12	12	19	19	19	19	27	27



CPV/CPVF
with integrated manual push or geared trolley



CPV/CPVF
with integrated electric trolley



EASY MAINTENANCE AND INSPECTION

The CPV is an easy-to-maintain hoist, designed with a modular structure with all critical parts easily accessible. Re-adjusting the slip clutch and inspecting the brake is simple and time-saving. The access to the electrical parts is quick and easy as well.



OPTIONS AND FEATURES FOR APPLICATIONS

OPTIONS

- Other operating and control voltages.
- Flexible chain containers.
- Power supply cables, CEE plugs with phase changing switch.
- Radio remote controls, also acc. to EN 13849-1 PL “d” and “e”.
- Pluggable control pendants.
- Wall mounted controls.
- Rotary limit switch as a back-up to standard limit switches.
- Frequency controllers, stepless and ramp controls.
- Suspensions 90° turned.
- Thermal sensors.



OPTION:
Radio remote control

FOR CORROSIVE ENVIRONMENT AND FOOD INDUSTRY

- Stainless steel load chains.
- Stainless steel load hooks for single fall hoists.
- Zinc-, copper- or bronze-plated bottom blocks.
- Zinc plated trolleys and/or 2-component topcoat.
- Food industry approved gearbox lubricants and grease (H1).
- Textile rain coats for hoists and trolleys.



FOR STATIONARY LOADS ABOVE PERSONS

Columbus McKinnon offers Yale electric chain hoists designed for holding stationary loads above persons.

- Top hook suspension, rigid
- Backup brake
- Non-inverted version

Model	Art.-No.	Capacity kg	Number of chain falls	Lifting speed m/min
CPV 2-8 DB	192054103	125	1	8
CPV 5-4 DB	192054104	250	2	4
CPV 5-8 DB	192054105	250	1	8
CPV 10-4 DB	192054107	500	2	4
CPV 10-8 DB	192054108	500	1	8
CPV 20-4 DB	192054109	1000	2	4



SPECIAL MODEL CPV

“QUICK DELIVERY” PROGRAMME

THE HOIST CAN BE SHIPPED
EX CMCO WUPPERTAL
WITHIN 24 HOURS

“QUICK DELIVERY” PROGRAMME

- Top hook suspension
- Lifting height 6 m
- With chain container

Model	Art.-No.	Capacity kg	Number of chain falls	Lifting speed in m/min	
				main lift	fine lift
CPVF 2-8	192052434	250	1	8	2
CPVF 5-8	192052435	500	1	8	2
CPVF 10-8	192052436	1000	2	8	2

OPTIONS AND FEATURES FOR APPLICATIONS

FOR SIMULTANEOUS LIFTING


Yale offers solutions for lifting loads with two or more electric chain hoists simultaneously. Depending on the customer's application, the hoist system must meet various and sometimes very demanding requirements.

- Radio or cable controls.
- Movement selection: single or group movement.
- On trolleys or as point hoists.
- Coupled trolleys.

Please contact Columbus McKinnon to find a suitable solution.

FOR CRANE BUILDING

- Beam locking device for trolleys.
- Rubber buffers for trolleys.
- Trolley travel end buffer stops.
- 90° suspension on trolley.
- Hour and switch counters.
- Trolley travel end limit switches.
- Signal horn or lamp for crane applications.
- Festoon cable systems or other power supply.
- Suspensions for light crane systems.
- Crane operation pendants.



FOR WIND ENERGY

- Chain lengths up to 200 m.
- Electric chain hoists with high lifting speed.
- Chain containers for longer chains and with special suspensions.
- Increased corrosion-resistance.
- Special suspensions.
- Load hooks with protective cover.



CPV ... DC WITH DIRECT CONTROLS

- Top hook as standard
- With overload protection, without limit switches
- With chain container

Model	Art.-No.	Capacity kg	Number of chain falls	Lifting speed m/min
CPV 1-8 DC	192059040	125	1	8
CPV 2-8 DC	192059042	250	1	8
CPV 5-4 DC	192059043	500	2	4



Germany

COLUMBUS McKINNON Industrial Products GmbH*
 Yale-Allee 30
 42329 Wuppertal
 Phone: 00 49 (0) 202/69359-0
 Web Site: www.cmco.eu
 Web Site: www.yale.de
 E-mail: info.wuppertal@cmco.eu

COLUMBUS McKINNON Engineered Products GmbH*
 Am Silberpark 2-8
 86438 Kissing
 Phone: 00 49 (0) 8233 2121-777
 Web Site: www.cmco.eu
 Web Site: www.pfaff-silberblau.com
 E-Mail: sales.kissing@cmco.eu

Pfaff Verkehrstechnik GmbH*
 Am Silberpark 2-8
 86438 Kissing
 Phone: 00 49 (0) 8233 2121-4500
 Web Site: www.pfaff-silberblau.com
 E-Mail: verkehrstechnik@pfaff-silberblau.com

Austria

COLUMBUS McKINNON Hebeteknik GmbH*
 Gewerbepark, Wiener Straße 132a
 2511 Pfaffstätten
 Phone: 00 43 (0) 22 52/22 133-0
 Web Site: www.cmco-hebeteknik.at
 E-mail: zentrale@cmco.at

Switzerland

COLUMBUS McKINNON Switzerland AG
 Dällikerstraße 25
 8107 Buchs ZH
 Phone: 00 41 (0) 44 8 51 55 77
 Web Site: www.cmco.ch
 E-mail: info.buchs@cmco.eu

Italy

COLUMBUS McKINNON Italia S.r.l.
 Via 11 Settembre 26
 20023 Cerro Maggiore (MI)
 Phone: 00 39 (0) 331/57 63 29
 Web Site: www.cmco-italia.it
 E-mail: vendite@cmco.eu

Netherlands

COLUMBUS McKINNON Benelux B.V.
 Flight Forum 128 a
 5657 DD Eindhoven
 Phone: 00 31 (0) 40/3 03 26 81
 Web Site: www.cmco.eu
 E-mail: sales.nl@cmco.eu

France

COLUMBUS McKINNON France SARL*
 Zone Industrielle des Forges
 33 Rue Albert et Paul Thouvenin
 18108 Vierzon Cedex
 Phone: 00 33 (0) 248/71 85 70
 Web Site: www.cmco-france.com
 E-mail: sales.fr@cmco.eu

Duff-Norton Europe***

45 Route Nationale
 02310 Romeny Sur Marne
 Phone: 00 33 (0) 323 70 70 00
 Web Site: www.duffnorton.fr
 E-mail: duff-france@duffnorton.fr

Great Britain

COLUMBUS McKINNON Corporation Ltd.**
 Knutsford Way, Sealand Industrial Estate
 Chester CH1 4NZ
 Phone: 00 44 (0) 1244 375375
 Web Site: www.cmco.eu
 E-mail: sales.uk@cmco.eu

Northern Ireland & Republic of Ireland

COLUMBUS McKINNON Corporation Ltd.
 1A Ferguson Centre
 57-59 Manse Road
 Newtownabbey BT36 6RW
 Northern Ireland
 Phone: 00 44 (0) 2890 840697
 Web Site: www.cmco.eu
 E-mail: sales.ni@cmco.eu

COLUMBUS McKINNON Ireland Ltd.

Unit 4, South Court
 Wexford Road Business Park
 Co. Carlow
 Phone: 00 353 (0) 59 918 6605
 Web Site: www.cmco.eu
 E-Mail: info.irl@cmco.eu

Spain & Portugal

COLUMBUS McKINNON Ibérica S.L.U.
 Ctra. de la Esclusa, 21 acc. A
 41011 Sevilla
 Phone: 00 34 954 29 89 40
 Web Site: www.cmiberica.com
 E-mail: informacion@cmco.eu

Poland

COLUMBUS McKINNON Polska Sp.z o.o.
 ul. Owsiana 14
 62-064 PLEWISKA
 Phone: 00 48 (0) 61 6 56 66 22
 Web Site: www.cmco-polska.pl
 E-Mail: kontakt@columbus-mckinnon.pl

Hungary

COLUMBUS McKINNON Hungary Kft.*
 Vásárhelyi út 5. VI ép
 8000 Székesfehérvár
 Phone: 00 36 (22) 880-540
 Web Site: www.cmco.hu
 E-mail: sales.hungary@cmco.eu

United Arab Emirates

COLUMBUS McKINNON Member STAHL CraneSystems FZE
 Warehouse RA 08/SC 08
 P.O. Box 261271
 Jebel Ali Free Zone
 Dubai, U.A.E.
 Phone: 00 971 4 8053 700
 Web Site Stahl: www.stahlcranes.com
 E-mail Stahl: infouae@stahlcranes.com
 Web Site CMCO: www.cmco.eu
 E-mail CMCO: sales.uae@cmco.eu

South Africa

CMCO Material Handling (Pty) Ltd.*
 P.O. Box 15557
 Westmead, 3608
 Phone: 00 27 (0) 31/700 43 88
 Web Site: www.cmcosa.co.za
 E-mail: sales@cmcosa.co.za

Yale Engineering Products (Pty) Ltd.

P.O. Box 4431
 Honeydew, 2040
 Phone: 00 27 (0) 11/794 29 10
 Web Site: www.yalejhb.co.za
 E-mail: info@yalejhb.co.za

Yale Lifting Solutions (Pty) Ltd.*

P.O. Box 592
 Magaliesburg, 1791
 Phone: 00 27 (0) 14/577 26 07
 Web Site: www.yale.co.za
 E-mail: sales@yalelift.co.za

Yale Lifting Solutions Industrial Division (Pty) Ltd

P.O.Box 19342
 Pretoria West, 0117
 Phone: 00 27 (0) 12/327 06 96
 Web Site: www.pfaffhoist.co.za
 E-mail: sales@pfaffhoist.co.za

Russia

COLUMBUS McKINNON Russia LLC
 ul. Marshala Govorova 35A
 Business Center "Propaganda"
 198095 St. Petersburg
 Phone: 007 (812) 322 68 38
 Web Site: www.cmco.ru
 E-mail: info@cmco.ru

